



Publication of the
Northern California
Contest Club



Issue 548

January 2018



Inside this Issue:

	Page
President's Report	1
KPod revisited - K6MR	4
VP/CC	7
PGP - N6WM	13
President, NCCC Elections	20
AI6V SK Sale	21
KB Award	22
WRTC 2018	24
January Meeting	27
Tube Of the Month	32
Club Information	34
Contest Calendar	35
Club Guidelines	38
HRO	40

NCCC Meeting Tuesday 13th March

Time:

6:00pm schmooz; 6:30pm dinner, 7:00pm program

Watch the reflector for more information

President's Report

Hey KB'ers,

Well, it finally came.



I'm talking about the 2017 RTTY Round Up gavel. It arrived a bit over a year following the contest but, hey....it's a win, right?

Look at it. It's all shiny. Pretty impressive, right? It's just what every contest club president wants.

Only one problem.

It's a gavel for a first place win in the Medium Club Category.

Come on, guys and gals. Is this really what we want? Medium Club? NCCC?

Nah....that's not us.

We're one of the best contest clubs in the world and, for ARRL contests, we want to win in the Unlimited Club Category.

Period.



Northern California Contest Club

Excellence In Amateur Radio Contesting

Officers:

President	Bob Hess	W1RH	w1rh@yahoo.com
Vice President /Contest Chair	Chris Tate	N6WM	ctate@ewnetinc.com
Treasurer	Dick Wilson	K6LRN	treasurer.nccc@gmail.com
Secretary	Ian Parker	W6TCP	secretary.nccc@gmail.com
Past President	<open>		
Director	Rusty Epps	W6OAT	w6oat@sbcglobal.net
Director:	Rich Cutler	WC6H	wc6h@yahoo.com
Director:	Ron Castro	N6IE	ronc@sonic.net

Volunteers:

New Member Mentor	Al Rendon	WT6K	wt6k@arrl.net
Charter Member	Rusty Epps	W6OAT	w6oat@sbcglobal.net
Awards Chair	Gary Johnson	NA6O	gwj@wb9jps.com
CQP Chair	John Miller	K6MM	k6mm@arrl.net
K6ZM QSL Manager	George Daughters	K6GT	k6gt@arrl.net
K6CQP,N6CQP,W6CQP QSL Mgr	Ed Muns	W0YK	w0yk@arrl.net
NCCC Email reflector Admin	Phil Verinsky	W6PK	kb-w6tqg@verinsky.com
Webmaster	John Miller	K6MM	k6mm@arrl.net
Webinars	Bill Fehring	W9KKN	bill+nccc@w9kkn.net
JUG Editor	Ian Parker	W6TCP	w6tcpian@gmail.com

Thursday Night Sprint:

The Northern California Contest Club sponsors Thursday evening (NA local time) contest practice sessions of 30 minute duration.

On the Thursday (and, sometimes Friday also) prior to a major contest weekend, the practice format follows the upcoming contest.

Generally, on other Thursday evenings, a special format is followed, called NS or "NCCC Sprint". The NS began in the summer of 2004 as a snappy, concise contest occurring most Thursday nights, North American time. The power limit is 100 watts.

Thursday Night Contesting Director and Founder	Bill, N6ZFO
NCCC CW Sprint	Tom, N3ZZ (initially, Ken N6RO)
NCCC RTTY Sprint	Ken, K6MR
NCCC Sprint Ladder	Bill, N6ZFO
Sprint Web master www.ncccsprint.com	John, K6MM.
non-NCCC:	Tim N3QE (Ladder Scores manager)
Thursday night Contesting Advisory Group:	N6ZFO, Bill (Chair)
	Mark K6UFO, (with W4NZ, N4AF, W9RE, K4BAI, N3BB and W0BH).
The Thursday night NCCC Net	Ken, N6RO

Thanks to N6WM's motivation, and cheerleading, however, it's looking like there's a good chance we will win the 2018 ARRL RTTY Round Up in OUR category. PVRC has not conceded, and we're not going to declare a win until the results are out. Trust me, KB'ers, we have a good shot at the win!

Chris, N6WM, and I were joking about burning that Medium Club gavel at the next NCCC BBQ as a show of solidarity. Maybe.....hmmm

And, then there's NAQP and the 4-Club Challenge.

The way to win the Challenge is to get you guys and gals ON THE AIR. We always have the heavy hitters present. That's not the issue. We need you guys to turn on your radios and make ONE Q! Just ONE Q. Submit your ONE Q log (should not be a lot of corrections involved) and call it a day....golf, water skiing, surfing, whatever....all of the stuff those East Coast guys can't do!

As for participation (logs), here's a look at what I found on 3830:

	Year	NCCC	PVRC	SMC	DFW
Jan CW	2017	68	94	80	N/A
Jan CW	2018	62	102	76	15
Jan SSB	2017	59	94	77	N/A
Jan SSB	2018	57	88	73	7
Feb RTTY	2017	45	45	57	N/A
Feb RTTY	2018	???	???	???	

The DFW Contest Group is new to the Challenge this year. They may not be posting all of their scores on 3830, so we will wait for the results to see just how many logs they have in the hopper. In all fairness, we just voted them into the Challenge in January, so they had little time to rally the troops. They're a solid club, so I expect they will be a serious competitor in future years.

Last year, PVRC lost the cup to SMC, who really came through in the NAQP summer series. A look at the participation shows you that they are coming back with a vengeance this year. PVRC did over 100 logs in the January CW. We can do that, KB'ers! We have the numbers. Get on and do ONE Q! SMC caught up last year. We can too. RTTY is our thing at NCCC, so let's see at least 60 participants this year.

Go NCCC!

NCCC got a lot of recognition for our efforts to seek change in an ARRL that is just not the same ARRL we have known and loved for years and years. Our "Statement" regarding the censure of N6AA and the new Code of Conduct got passed around to many, many clubs across the country. In addition, it was sent to every officer, director, and vice-director. We were one of the first clubs to step up and take a stand. Many clubs followed us and we have seen some change as a result.

Bob W1RH

K-Pod Revisited

Ken K6MR

The Problem

When the K-Pod accessory was released for the Elecraft K3, my initial reaction was less than enthusiastic. I had tried using a Flex Control several years earlier with the Anan 100D SDR, and found the hand and arm position necessary while tuning awkward and uncomfortable. Initially I thought that maybe it was “muscle memory”, having never used anything but a standard radio with “The Big Knob” on the front of the radio in a nearly vertical position. I gave the Flex Knob a couple of months in the shack, but finally decided the SDR with the tuning knob on the table was just not for me.

I could see the advantage of a tuning knob (plus a few macro buttons) that could be placed close to the keyboard. I am a bit of a Sprint fanatic, so reducing the movement between the keyboard and the VFO to a few inches sideways rather than reaching over the keyboard to the radio seemed logical. And, everyone else seemed to be using the K-Pod successfully so perhaps a bit of practice would make it work.

Attempt, Failure, and Brainstorming

After a few weeks of CWTs and NS sessions using the K-Pod, I was back to square one. I kept reaching for the radio VFO knob. The position of the K-Pod just was not working for me. I just could not find a comfortable position. Muscle memory was stronger than I suspected.

I decided what was needed was to duplicate the position and angle of the radio VFO A knob. But make it so I could move it around on the desk. However, it needed to stay in position during use. As designed, the K-Pod stays put nicely since all the forces you apply tend to be virtually straight down. When I tipped it up on end, with the knob facing me, I could see that pressing a button or using the knob A/B/RIT switch would easily move it.

Also, just tipping it up with the cables exiting the (now) top of the device meant the A/B/RIT switch was difficult to access. Not to mention that the switch was pretty much hidden from view.

The Archimedes Moment (or that small coastal town in Northern California)

Like most ideas, it was light bulb time. I turned the K-Pod upside down, knob facing me. Hmm. Cables were now on the bottom, out of the way. The VFO control switch was easily accessed (though the labels were upside down), and all the macros buttons easily accessible. It seemed perfect.

But how to hold it in this position? I tried a few ideas using aluminum angle, some rubber feet, that kind of thing. But the K-Pod is pretty light, and I was having trouble getting enough weight to keep it stable.

Then it hit me. What else needs to stay put on the desk while you are applying forces that tend to move it around? Keyer paddles. A quick look at my Bencher BY-1 looked promising. Roughly the right size. Plenty heavy. The base plate has some holes already drilled that I thought might be just

right for mounting the K-Pod. Worth a try. Vibroplex (the current owner of Bencher) sent me a raw base plate within a couple of days.


The Result

The pictures below show the result. Drilling a couple of small holes in the K-Pod 'foot', removing the rubber bumpers, a bit of hardware from the junk box and I had it. A few stick-on rubber feet on the bottom of the base plate keeps it in place nicely. I also found that using the VFO switch was actually easier since I can grip the top of the K-Pod and squeeze the switch between my thumb and index finger. The macro buttons are easily accessed. The angle of the K-Pod is also easily adjustable if you like the VFO knob tipped back a bit.

Yes, the labels are upside down. But I've found that I rarely look at the panel during operation. When I do I find I've easily adapted to the new position of the LEDs. And having the control close by the keyboard has definitely reduced the mileage covered between typing and tuning. Since I rarely use the mouse during contests, my hand/arm movement has been reduced significantly.

I'm probably the only one in the world that could not adapt to the K-Pod as designed. But in case there is another oddball out there, I hope this helps. Total cost was \$50 for the paddle base. I have been using it for a few weeks now and it has been working great. I started using two keyboards a while ago, so now I need to build another one for the other radio. But now I know just what to do.







Chris N6WM getting ready to slay RTTY RU 2018 from N6RO

VP/CC's Corner

The NAQP Challenge continues..

(lets put our setups that allowed us to produce a winning roundup effort to use for the challenge!)

I would like to say thanks all the NCCC team members who took the time to get on the air for the CW and SSB NAQP events, helping rack points up for our 4 club national challenge, as well as participation points for our internal KB awards program. The amount of signups and indeed team assignments seem to reflect an increased focus of participation.. and why not? It's a lot of fun and you are competing on a personal, club and national level simultaneously!

The SSB NAQP preliminary reports are posted. Our NCCC team #1 appears to have won the team competition! This is fantastic! Congratulations gang. 843,893 points!!! Team 2 managed to make it into the top 10 as well, in a very competitive race. Great job to everyone. As far as I can see a PVRC team did not make the top 10, however SMC did have a couple in there as well.

So we have one more to go for the winter cycle. NAQP RTTY. Well.. coincidentally, we all had prepped our stations for RTTY roundup, so our setups are in order, we know what we need to do, so getting on the air on a Saturday for a medium format day of contest should not be too hard for all of us to show up for. The RTTY event is 1800 UTC 2/24 to 0600 2/25. Mark it on your calendar, and be ready to diddle.

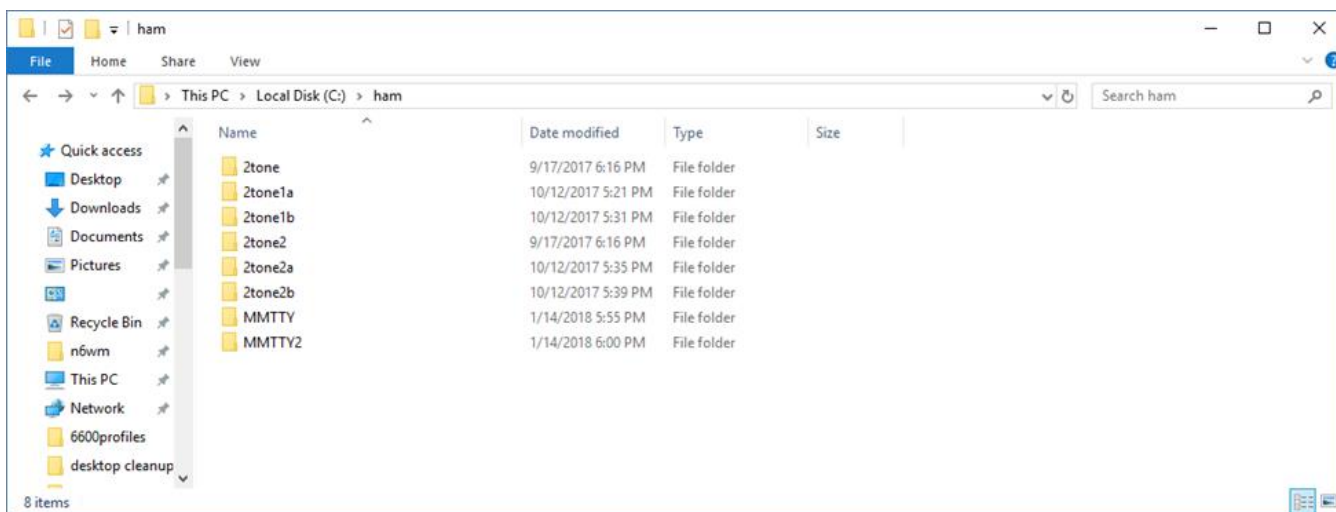
Lets see if we can show SMC the door. And remember, even if you don't have a lot of time, just a few QSO's has a dramatic impact on our overall standing. So please, even if you are not available full time, jump in and work a few. Submit to 3830 and get that log into ncjweb.com and you have done your part for the club.

It would not be a good N6WM writeup if I didn't include some little extra for the team. Tonight, I wanted to share with you something that some of you may not realize. Most operators add a second decoder to their rtty arsenal. And usually its 2 tone. This application is regularly updated, with new technology and algorithms. But sometimes just one is not enough. With varying band conditions, you need all the help you can get to maintain an accurate log and print as many who are calling as possible.

You can take advantage of these multiple decode algorithms simultaneously, but it does take some tricks.

How to get multiple 2 tone instances done in N1MM

2 tone has 4 different decode algorithms. You can use 1, 2 or more. But the key is you need a separate install directory for each. Lets take a look



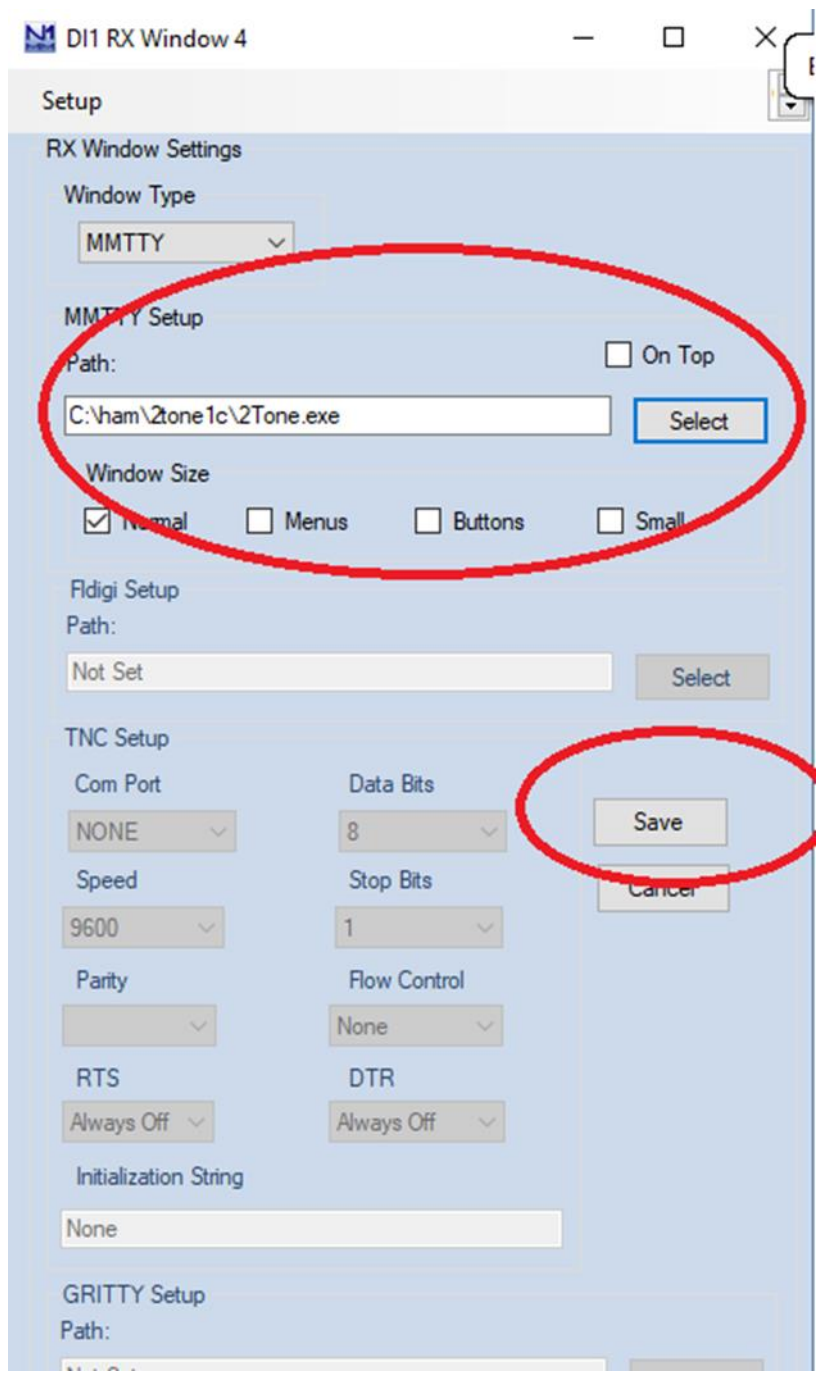
This is a typical directory structure for 2 sets of 3 decoders. Why 2 sets? SO2R of course, each radio requires individual decoders for each desired algorithm. So to start you will want to download and extract the first one, and then copy an additional folder for each instance you will run.

Once you have created your 2 tone directories, you will need to setup your Digital interface window to support them. Assuming you are already up and running with MMTTY to transmit.. we will show how to get those multiple decoders working for you.

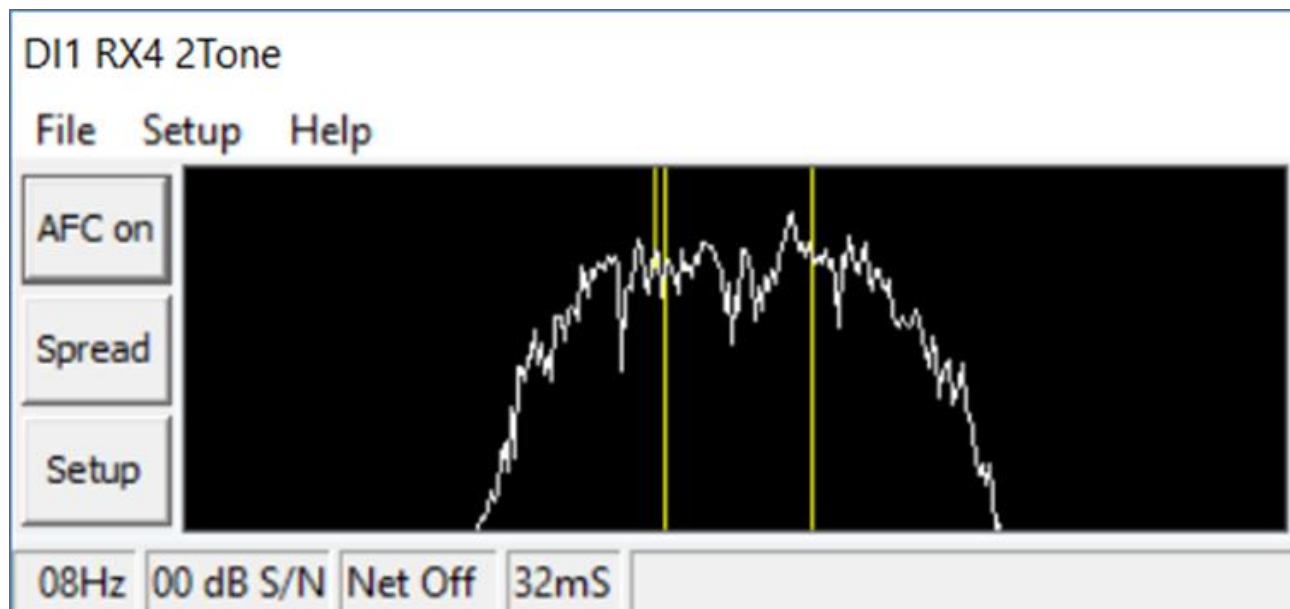
Alright, there are some tips and tricks to this. N2IC coded this DI window many years ago. Its not the most intuitive setup interface and it's a little buggy. Here is the tip. Leave all of you DI windows detached until you have them ALL SET UP. Then after completion, select setup > add rx windows > enable attached windows. If you do not do this, and you make a mistake, the menus to reverse the mistake will not be available to you. Some of you will probably thank me some day for saving you a huge hassle figuring this out!

Now, lets move on to getting this set up. You have created your separate instances of 2 tone as shown above, lets get all of them going simultaneously, starting with the first one.

From the DI window, go to setup > add rx windows > open additional RX windows. This will add your DI RX windows setup form. You are going to setup your 2tone under Window type: MMTTY, (I told you, not intuitive). Then under MMTTY setup, Click the select button to browse to the folder and then executable of the instance of 2 tone you want to use. That's it, don't worry about any of the other selections. Just that one. Then click save. Lets take a look



Ok, easy enough. Lets move on. After you click save, the DI window will close and reopen again. Your first 2tone window will pop up. Go into setup, settings and select the correct RX audio channel, it will be the same one you use in MMTTY. And of course set up your mark/space frequency the same as the tone set on your radio.. you should now see the RTTY Decode passband.



Great. Now for the chosen algorithm. You can choose from 4. spread, selective, flat or flutter. To learn more about what these different decode methods are, I encourage you to read about them on AA5AU's rtty contesting page. Assuming however you will use them all, each instance you setup, you need to make the selection with the button in the middle left. In the above image, I have selected spread. Clicking on the button cycles through the different selections.

So that one is done. We are ready to go with spread. Now you get to repeat this entire drill again for the next one, and then the next, (up to 4) selecting a 2tone instance from one of your OTHER clone 2tone folders, and set that one say, for selective. Then again for flat, etc.. remember you MUST have a separate folder instance setup for each one. Once you have done this, these are the windows you should see.


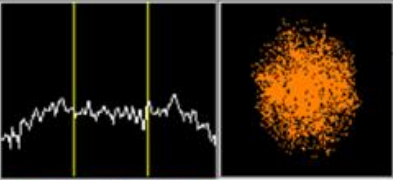
Notice each one has a different method of decode selected.

RTTY Engine 1

View(V) Option(O) Profiles(S)

Controls

FRG	Mark	212	Hz	Type	Rev	HAM
LOS	SubB	170	Hz	SO	Nul	RFP
EX	BW	40	Hz			
EXOFF	AV	70	Hz	ATC	NRT	AFC



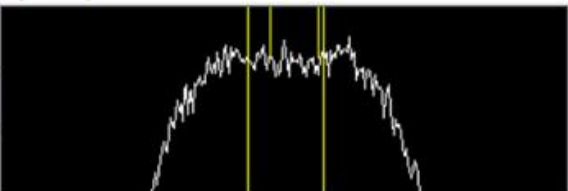
D11 RX1 2Tone

File Setup Help

AFC on

Spread

Setup



-20Hz 00 dB S/N Net Off 42mS

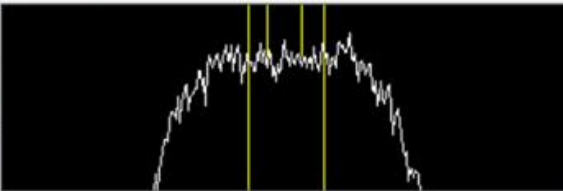
D11 RX2 2Tone

File Setup Help

AFC on

Selectiv

Setup



02Hz 02 dB S/N Net Off 28mS

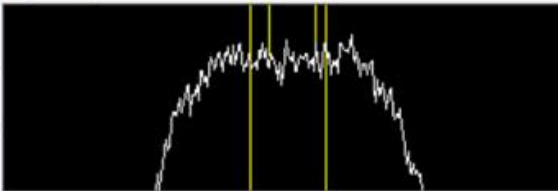
D11 RX3 2Tone

File Setup Help

AFC on

Flutter

Setup



-09Hz 00 dB S/N Net Off 38mS

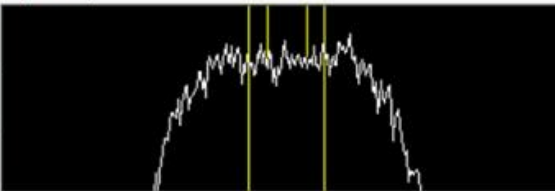
D11 RX4 2Tone

File Setup Help

AFC on

Flat

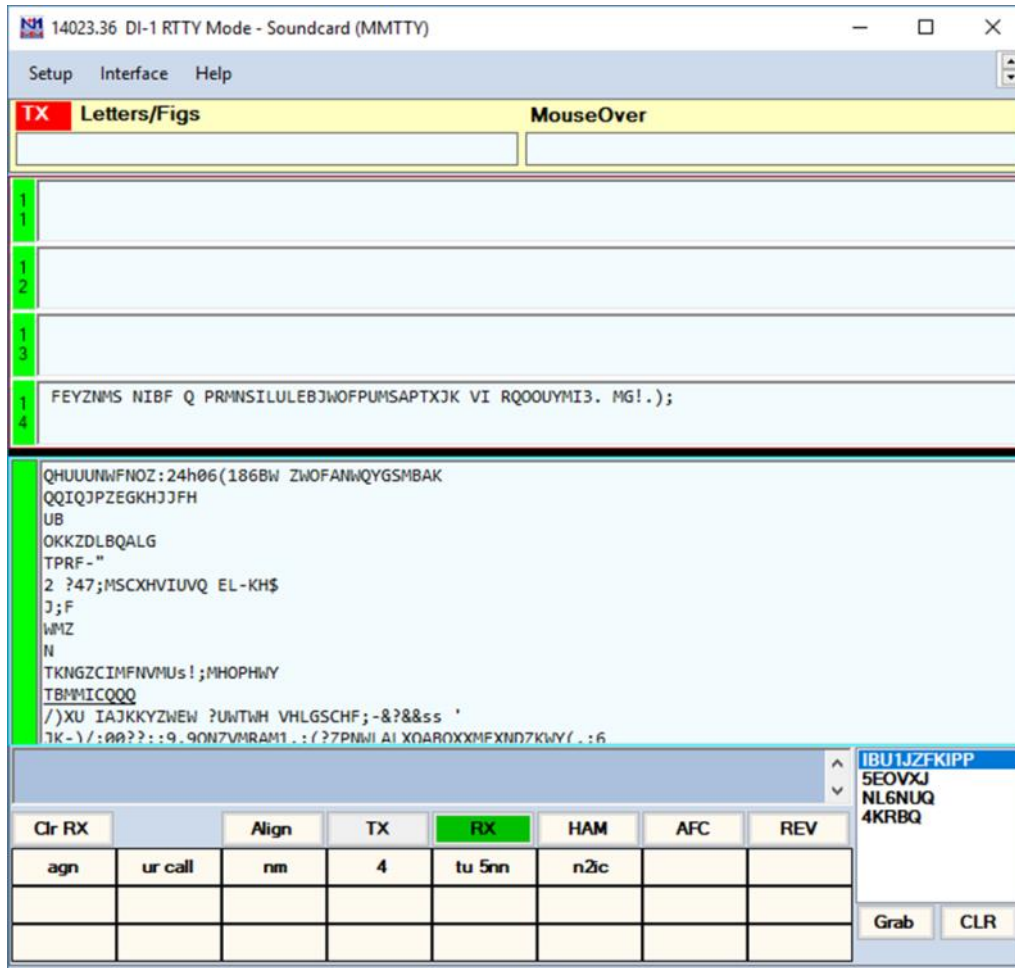
Setup



00Hz 03 dB S/N Net Off 34mS

Ok, so we are almost ready to roll here with our N1MM Multiple decode windows. During this process, numerous DI windows have been spawned. And they are floating around on your desktop, because you heeded my warning and saved this final important step for last. You are now going to attach all these windows into the master window so you have them all in one go to and organized place.

Setup > add rx windows > enable attached RX windows. And bada boom! There they all are. Ready to up you game, and improve your decode accuracy.



Mmtty is the big window, 1-1 through 1-4 are each separate 2tone instances

As you decode stations in the contest, you will see the technology work for you, as callsigns show up in some, and not others depending on the ones that work.

This is by no way a complete tutorial, but you may find it useful in a pinch. I encourage one and all to check all the resources provided by AA5AU at rttycontesting.com.

Good luck in the NAQP RTTY competition and go NCCC!

Until next time KB!

Chris, N6WM
VP/CC

Point Generator Profile Bob, W1RH

It's about time we featured our VP/CC! Chris is a valuable asset in our club. He's not only a serious point generator but he helps our members generate more points. Chris is a Flex Radio super-user. He has operated contests at not only his own station but many times at N6RO and also at ZF1A. Chris is also a major part of the K6LRG contest station group.

I want to note that Chris was first licensed in 2007 and has 314 DXCC Entities worked. That is just awesome. Not many can say that they have worked over 300 over a 10 year period.

Now, let's hear it all from Chris:

Name/Call Sign: Christopher Tate N6WM

Past calls: KI6LGJ,K6CMD,AF6JG

Location: Fremont, CA

How much property do you have? I have a traditional city lot house in the Glenmore district of Fremont, and am grateful to have a long term lease co-operative of a hilltop station with some other friends/business partners in the East Livermore Hills that we call K6LRG.

Describe your antenna system:

Current

Home QTH(test lab)

SteppIR dipole chimney mounted @ 30 ft
Vertical for 40/80

Hilltop QTH 1860ft el. (K6LRG, fully remote control capable)

10m: Hygain 103ba

15m: Force 12 EF415 4L

20m: Hygain 204BA with W6NL high wind/hilltop mods

40m: Cushcraft 402CD 2 element beam

80m: Inverted L between to 55ft towers N6BV Choke

160m: Inverted L? traversing the compound K9YC Choke

Most have been placed at correct place, height based on the hilltop TA. (40 could be better).

Future: 4 element beam for 10M, Rotatable low band listening loop

What's in your shack?

Fremont lab:

Flex 6600-M

Flex/4O3A Power genius XL

All pre-release equipment testing as part of my volunteer duties as Flex Radio Systems Contesting Champion, an advocate advising FRS on contest related issues, and helping others users with issues as pertains to contesting.

K6LRG Op position 3
Flex 6500
Expert 2KFA
5B4AGNfilters/SixPacks
Fully automated, Fully remote capable

I also contribute and participate as an active member of the Radio Oakley/N6RO contest team Where we use K3's, Flex, Alphas, Acoms, Power Genius's and monoband stacks.... You get the picture.

What are your previous QTH's?

Brentwood, CA
Mountain View CA
Yokosuka Japan (US Naval Hospital Corps, USS Midway)
Ross, CA

If you're working, what is your career? If not, what was your career?

Information technology, currently as a High Performance Computer Cluster Engineer

Married? YES Kids? 2 of my own sons and 2 stepsons Grandkids? No!

How many DXCC entities have you worked? 314, 5BDXCC(+12,17,30) CQ WAZ, 5BWAS, TPWAS, 160WAS, DXCC Challenge(1500 level). Currently a team member on the upcoming VP6D expedition, planned later this year, on Sept/Oct 2018 to return the favors of some QSO's to the community

What's your favorite contest? Almost all of them.. I currently focus on RTTY contesting, CQWW and WPX in all modes. particularly from DX locations

Any tips for contesters? Try and find a balance of everyday life with contesting. Even if a top competitor, pick and choose carefully, get good at the ones you pick, but leave some time for non contesting/non-ham activities! There is a contest every weekend, don't spend them all on the air, and when you are on the air, be good at it!

What would you like to see changed in NCCC? I would very much like to see our membership ranks increase, So we can take another run at beating PVRC in sweepstakes and more.

Any other hobbies besides ham radio? Is climbing towers a hobby? Ok, I like to ski, hike, fine dining, travel, and do activities with my wife and kids.

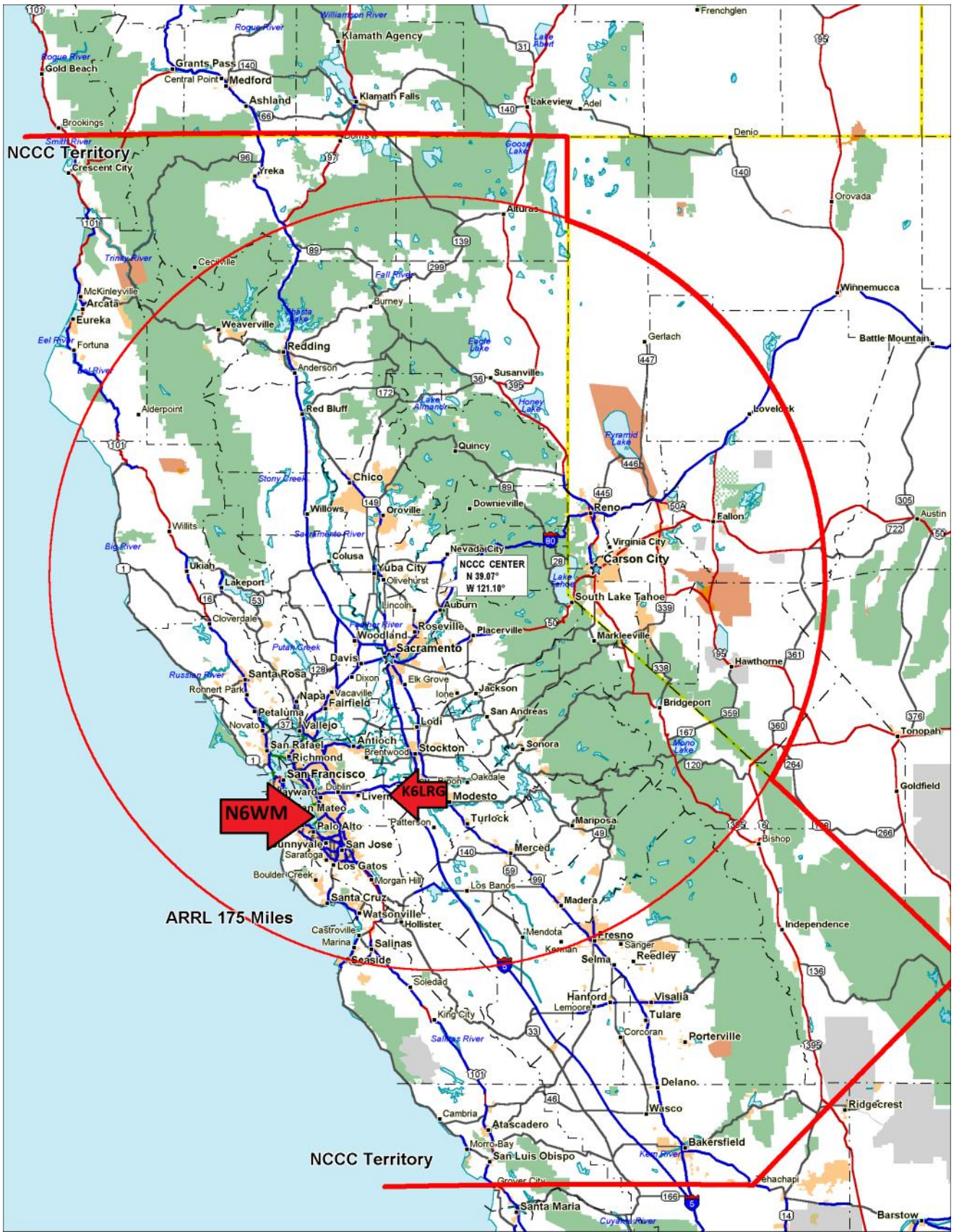
Some fun notes: I was first licensed as a ham in 2007, and I am just now coming up for my first license renewal. In 2008 I shared the Rookie of the year award with Iain N6ML and have subsequently been awarded Operating excellence awards in both RTTY and SSB modes. I was VP/CC of the NCCC in 2010, and President in 2011. I have spent nearly half my time as an amateur in some kind of service to the NCCC and its membership, and care very deeply for this organization. I am a contributing contest author in QST in charge of writeups for the ARRL DX SSB contest as well as other articles on request, and was recently profiled in NCJ (June 2017), a great place to read more of my story.














 © 2002 DeLorme. Topo USA ®. Data copyright of content owner.

 www.delorme.com





www.shutterstock.com - 116712031

My term as NCCC president ends this Spring. It has been an unprecedented three years as president of this great club, but three years is enough. We need new blood...new leadership. We need someone to step up and volunteer to run this club.

So just what can you expect to do, as President? With a good leadership team, the job is pretty easy.

- We have monthly Board meetings, always via conference call, and led by our Secretary, Ian, W6TCP.
- We have a budget, approved by the Board and assembled and maintained by the Treasurer.
- We have a contest plan, approved by the Board and assembled by our VP/CC.
- We have a number of very qualified and energetic volunteers who keep things like CQP, and the Sprints going year after year.

If you've read down this far, it's pretty obvious that a lot of the hard work is distributed among the officers and members. As President, you lead. You come up with new ideas. You try to attend most meetings, but you don't have to attend all of them. You try to motivate the club to have fun and win contests.

For me, the past three years have been a lot of fun. Together with our Board:

- We have established a life membership category.
- We have automated and outsourced our membership process via Member Planet. This has taken a huge load off of the Treasurer and Secretary.
- We have established the KB Competition as a way to honor and recognize our members for their contesting efforts.
- We have brought back the holiday party and made the NCCC BBQ an annual event.
- We have made NCCC a 501 (c) (3) non-profit organization, making it possible for members to write off dues, donate plaques, and make donations to causes that we support.

- As part of the 501 (c) (3) process, we have incorporated NCCC. As a corporation, the club officers and members generally will not be on the hook for the Club's debts or liabilities. This is very important to me, and one of the reasons I pushed for incorporation and non-profit status for NCCC.

Being the President of NCCC is somewhat like running a business filled with good people. If you like what you're reading, I urge you to think about volunteering to lead this club in 2018/2019. You do not have to be a world-class contester, nor is it required that you have prior experience on the Board. I am certainly not a world-class contester and I never served on the Board prior to running for President. I know we have many in the club who are managers, run businesses, and know how to lead and motivate people. At least one of you needs to step forward and accept the HONOR of being the President of the best contest club in the world!

For Sale AI6V's estate

I am helping Sue AI6YL sell the remaining equipment from AI6V's estate. Carl was a past president of the NCCC.

For Sale Yaesu FT1000D loaded with 4khz roofing filter and TCXO-1 oscillator. Looks like brand new out of the box. Comes with manual, but no

mic or box. This is from the estate of AI6V. The radio is now in Los Vegas, but will be delivered to the Bay Area in early November. Asking price is \$1295, or best offer, this includes delivery with in 100 miles of San Francisco, as needed.

Interested parties should contact Russ K6KLY at [510-852-0002](tel:510-852-0002) or Email k6kly@sbcglobal.net

Thank you Russ K6KLY

NCCC Annual KB Competition Rules



Purpose: To provide a means of rewarding NCCC members who are DX contesters, sprinters, VHFers, and especially active contesters.

Time period: The contest year starts March 1. ARRL DX SSB is the first contest of the year. NAQP RTTY is the last.

Eligible contests: Currently, points from 35 contests are counted. See the table on the next page

Scoring: Score = number of contests in which you participated * sum of (points for each contest * each contest's multiplier).

NCCC weekly sprints are special. Points for the entire year are added up, but it is only counted as a single contest.

Multi-ops: Points = total score divided by the number of operators.

Station owners: A station owner who does not participate in a particular contest receives 25% of the points.

Only scores posted to 3830scores.com are counted.

Paid NCCC members may receive awards.

Current Scores

An up-to-the minute list of current scores is available on the NCCC website at <http://nccc.cc/awards.html> For those who want to calculate their own scores, there is also a link to the raw data. Thanks to Matt, WX5S, for doing all the programming to automate the scoring **process**.

NCCC Annual KB Competition Table (Updated 9/30/2017)

Contest	Month	Multiplier
ARRL RTTY Roundup	January	50
NAQP Winter CW	January	50
NAQP Winter SSB	January	50
NA Sprint Winter CW	February	100
CQ WPX RTTY	February	2
ARRL DX Contest CW	February	5
NAQP Winter RTTY	February	50
ARRL DX Contest SSB	March	5
CQ WPX SSB	March	2
NA Sprint Spring SSB	April	100
JIDX CW	April	20
7th Area QSO Party	May	10
New England QSO Party	May	10
CQ WPX CW	May	2
ARRL June VHF	June	200
All Asian CW	June	10
IARU HF World Championships	July	5
NAQP Summer RTTY	July	50
NAQP Summer CW	August	50
NAQP Summer SSB	August	50
NA Sprint Fall CW	September	100
CQWW RTTY	September	1
CQP	October	20
JARTS RTTY Contest	October	5
CQWW SSB	October	1
ARRL Sweepstakes CW	November	20
NA Sprint Fall SSB	November	100
ARRL Sweepstakes SSB	November	20
CQWW CW	November	1
ARRL 160 Meter Contest	December	50
10 Meter RTTY Contest	December	100
ARRL 10 Meter Contest	December	10
NCCC Sprint CW	Weekly	100
NCCC Sprint RTTY	Weekly	100

WRTC 2018 is coming - 250 days to go

There are now just 250 days to WRTC 2018 in Jessen/Wittenberg. A lot has already happened - but there is still a lot left to be done and time flies. In recent months, important subprojects have been finished.

- The qualification stage is completed with the applications received from and invitations sent out to the participants.
- At the IARU Contest, several WRTC 2018 participants visited Germany and have already evaluated propagation routes and station equipment.
- During the big test day, 100 volunteers at 15 locations tested the WRTC 2018 technology and logistics.
- Here as well as at "Ham Radio" in Friedrichshafen you could feel a great deal of the Ham spirit, which carries us along the way to WRTC 2018.

The most important aspect of the WRTC is of course the sport. Meanwhile, the participants are confirmed (see [Participants Page](#)). To mark 250-days out from the event we asked the participants a few questions and asked them to tell us about their enthusiasm.

Generation-Connecting Sport

Looking at the age structure of the WRTC 2018, a picture emerges that makes amateur radio sport something special. The youngest participant is Bryant, KG5HVO, at the age of 14. The oldest is the well-known Contester [Maryyn](#), N5AW, at the age of 77. In between, all age groups are represented almost equally, so that we will experience amateur radio not only as a global sport but also as a generation-connecting one. All participants compete in the same competition and on the same level.



Very Young Competitors: [Tamas](#) -HA8RT), Bryant - KG5HVO, Xenia -ZL4YL



PRESS RELEASE

WRTC 2018 e.V.
 c/o Michael Höding, DL6MHW
 Phone: +49 39201 20779
 E-Mail: dl6mhw@wrtc2018.de



Very experienced Competitors Marvin- N5AW (77), Alan - N3AD (75), Dale VE7SV (73)

Start Young for a lifelong Sport

Another view point shows a very uniform picture. Almost all of the participants started amateur radio as teenagers, i.e. they acquired their first license as a teenager and continued into a lifelong radio sport passion. The survey showed an average age of 13.3 years when the competitor's first amateur radio license was achieved. Starting young - teenager contester from five decades



Starting young - teenager contester from five Decades

Great Expectations

Asked about the sporting goals, there were a number of interesting answers. There were clear announcements, for example, from reigning World Champion Chris, KL9A "To Win!", Vice-champion Tonno, ES5TV with "Gold", or Stefan, DL1IAO, (bronze at WRTC 2014) with "To do the best within my limits and get on the Podium!". However, there were also cautious



PRESS RELEASE

WRTC 2018 e.V.
c/o Michael Höding, DL8MHW
Phone: +49 39201 20779
E-Mail: dl8mhw@wrtc2018.de

remarks such as those of Bud, AA3B, "To be competitive." Or Ingo, SM5AJV, "To have our best competition position ever.", also show clear sporting ambitions.

Asked about who was expected to be on the podium, the reigning World Champions N6MJ / KL9A were mentioned several times. Several answers favored the medalists of the previous two World Championships. There were also calls such as "It's time for the German team!" Or "EU teams" from the participants. It's going to be exciting.

The expectations of the German organizers were pretty much the same. K5WA writes: "TNX a lot for all you are doing to make WRTC 2018 a success. You have my respect! ". With this motivation, the organizing team and the many volunteers will continue to work hard for the next 256 days, so that on July 16, 2018, we can select the next World Radiosport Champion.

Kristen McIntyre, K6WX, Appointed ARRL Pacific Division Vice Director

To all radio amateurs

SB QST ARL ARLB005
ARLB005 Kristen McIntyre, K6WX, Appointed ARRL Pacific Division Vice Director

Kristen McIntyre, K6WX, of Fremont, California, has been appointed Pacific Division Vice Director, ARRL President Rick Roderick, K5UR, has announced. The appointment came upon the recommendation of Director Jim Tiemstra, K6JAT, who succeeded long-time Pacific Division Director Bob Vallio, W6RGG, upon Vallio's election as ARRL Second Vice President.

McIntyre, who has served as ARRL Technical Coordinator for the East Bay Section, says on her QRZ.com profile that she's been interested in radio since she was about 5 years old. She got her Technician ticket in the late 1970s while a student at Massachusetts Institute of Technology. After letting her license expire, she re-licensed and obtained her Amateur Extra license.

She also is licensed in Japan, her second home, as JI1IZZ. McIntyre is president of the Palo Alto Amateur Radio Club and is a senior software engineer at Apple.

9th January NCCC meeting

The January NCCC meeting took place on January 9th at China Wok, Vallejo.

With 22 Members and guests attending. The program was "CQP 2017 Overview & DXpedition reports, John K6MM & Team

All photos By Gary NA6O, Bob W1RH



NA6O, N6ZFO, K6RIM





K6SRZ, N6ZFO



K6MM, KE6ZSN



N6JS or is that K6JS

TUBE OF THE MONTH

Visit the museum at N6JV.com

Norm N6JV

Visit the Museum: www.n6jv.com

UX-245 – 45

In the late 1920s, AC operated radios became available after the hum problem from the AC filaments was solved. With AC power, more powerful radios that could drive a large speaker were possible. The need for audio output tubes that would handle the increased power resulted in a number of tubes being developed. In 1929 the UX-245 became popular in this application. In the early 1930s, the tube was renamed the 45 and became popular with hams just getting started. A 45 could usually be found in a dead broadcast radio and if the power transformer still worked, you were in business. This was the depression and few had any money for expensive equipment.

In 1934, my father and his best friend, who lived across the street, got their licenses. My father was Don, W6LLA and the neighbor was Albert, W6LID. Grandmother's bread pan was appropriated to serve as a transmitter chassis. A 45 tube and a coil were mounted and wired as an oscillator on 160 meters. This was as high as a 45 would operate as an RF oscillator. AM phone was the popular mode on 160 in those days, but expensive modulation transformers weren't available. The cheap way was to add an extra link around the coil and run a twisted pair to the contacts of a carbon microphone. I understand the microphone was "borrowed" from a pay phone. This rig had an input of about 5 watts.

The link modulation from this set up wasn't very high and you had to use your "long distance" voice into the microphone. If you got too excited and got too close to the microphone, you got RF burns on your lip. The RF also tended to fuse the carbon particles together inside the microphone, so when you weren't getting out well, you had to rap the microphone on the table and loosen up the carbon.


I got my middle name Albert from W6LID who died in 1939 in a boat sinking in Tulare Lake. Being named after the first LID has been offered as an explanation for my operating skills.

The low mu 45 tubes have become very popular with audio enthusiasts and somewhat expensive. Never give up on an 80 year old tube.

TUBE OF THE MONTH

Visit the museum at N6JV.com

Norm N6JV



NCCC Life Membership!

The NCCC Life member program was introduced for a flat fee of \$250. If you are interested in becoming an NCCC Life member, please contact Ian W6TCP at w6tcpian@gmail.com

Members who have reached 80 years young and been a NCCC Member for 20 years are eligible for Honorary life membership. Contact Ian W6TCP at w6tcpian@gmail.com for details.

CQP T-Shirts 2016

We have a small number of T-Shirts left for anyone that wants one. They are \$15 each, available on a first come first served basis.

Available sizes:

2XL

XL

M

CQP T-Shirts 2017

2017 CQP T-Shirt color will be **BLACK**. Place your order for a T-shirt by sending an email to shirts@cqp.org stating the sizes and quantities for each size (M/L/XL/XXL), the call sign of the CQP operation, the call sign of the person placing the order, and the address to ship to.

Send payment, \$15 (\$20 for DX entries), either via PayPal [using this email address: paypal@nccc.cc] -- or a check to: NCCC, c/o Dick Wilson K6LRN, P.O. Box 273, Somerset, CA 95684-0273. All orders are due by January 15, 2018.

JUG Articles Wanted!

Without your help we cannot reproduce a quality newsletter so please consider submitting a suitable article!

We welcome any and all relevant articles for inclusion in the JUG.

Deadline is 7 days before month end. Preferred format is MS Word, Arial 12 point and pictures should be full resolution. Send your material to Ian, W6TCP at w6tcpian@gmail.com Don't worry about the formatting, we can take care of that if necessary !



Contest Calendar— February page 1

NRAU 10m Activity Contest	1800Z-1900Z, Feb 1 (CW) and 1900Z-2000Z, Feb 1 (SSB) and 2000Z-2100Z, Feb 1 (FM) and 2100Z-2200Z, Feb 1 (Dig)
NCCC RTTY Sprint	0145Z-0215Z, Feb 2
QRP Fox Hunt	0200Z-0330Z, Feb 2
NCCC Sprint	0230Z-0300Z, Feb 2
Vermont QSO Party	0000Z, Feb 3 to 2400Z, Feb 4
10-10 Int. Winter Contest, SSB	0001Z, Feb 3 to 2359Z, Feb 4
Black Sea Cup International	1200Z, Feb 3 to 1159Z, Feb 4
F9AA Cup, CW	1200Z, Feb 3 to 1200Z, Feb 4
Mexico RTTY International Contest	1200Z, Feb 3 to 2359Z, Feb 4
FYBO Winter QRP Sprint	1400Z-2400Z, Feb 3
Minnesota QSO Party	1400Z-2400Z, Feb 3
British Columbia QSO Party	1600Z, Feb 3 to 0400Z, Feb 4 and 1600Z-2400Z, Feb 4
AGCW Straight Key Party	1600Z-1900Z, Feb 3
FISTS Winter Slow Speed Sprint	1700Z-2100Z, Feb 3
North American Sprint, CW	0000Z-0400Z, Feb 4
RSGB 80m Club Championship, SSB	2000Z-2130Z, Feb 5
ARS Spartan Sprint	0200Z-0400Z, Feb 6
QRP Fox Hunt	0200Z-0330Z, Feb 7
Phone Fray	0230Z-0300Z, Feb 7
CWops Mini-CWT Test	1300Z-1400Z, Feb 7 and 1900Z-2000Z, Feb 7 and 0300Z-0400Z, Feb 8
UKEICC 80m Contest	2000Z-2100Z, Feb 7
NCCC RTTY Sprint	0145Z-0215Z, Feb 9
QRP Fox Hunt	0200Z-0330Z, Feb 9
NCCC Sprint	0230Z-0300Z, Feb 9



Contest Calendar— February page 2

YLRL YL-OM Contest	1400Z, Feb 9 to 0200Z, Feb 11
CQ WW RTTY WPX Contest	0000Z, Feb 10 to 2359Z, Feb 11
SARL Field Day Contest	1000Z, Feb 10 to 1000Z, Feb 11
Asia-Pacific Spring Sprint, CW	1100Z-1300Z, Feb 10
Dutch PACC Contest	1200Z, Feb 10 to 1200Z, Feb 11
KCJ Topband Contest	1200Z, Feb 10 to 1200Z, Feb 11
SKCC Weekend Sprintathon	1200Z, Feb 10 to 2400Z, Feb 11
OMISS QSO Party	1500Z, Feb 10 to 1500Z, Feb 11
FISTS Winter Unlimited Sprint	1700Z-2100Z, Feb 10
RSGB 1st 1.8 MHz Contest	1900Z-2300Z, Feb 10
Balkan HF Contest	1300Z-1700Z, Feb 11
4 States QRP Group Second Sunday Sprint	0100Z-0300Z, Feb 12
CQC Winter QSO Party	0100Z-0259Z, Feb 12
ARRL School Club Roundup	1300Z, Feb 12 to 2359Z, Feb 16
PODXS 070 Club Valentine Sprint	0000Z-2359Z, Feb 14
NAQCC CW Sprint	0130Z-0330Z, Feb 14
QRP Fox Hunt	0200Z-0330Z, Feb 14
Phone Fray	0230Z-0300Z, Feb 14
CWops Mini-CWT Test	1300Z-1400Z, Feb 14 and 1900Z-2000Z, Feb 14 and 0300Z-0400Z, Feb 15
RSGB 80m Club Championship, Data	2000Z-2130Z, Feb 14
NCCC RTTY Sprint	0145Z-0215Z, Feb 16
QRP Fox Hunt	0200Z-0330Z, Feb 16
NCCC Sprint	0230Z-0300Z, Feb 16
ARRL Inter. DX Contest, CW	0000Z, Feb 17 to 2400Z, Feb 18
SARL Youth Day Sprint	0800Z-1000Z, Feb 17
Russian PSK WW Contest	1200Z, Feb 17 to 1159Z, Feb 18
Feld Hell Sprint	1900Z-2059Z, Feb 17
AWA Amplitude Modulation QSO Party	2300Z, Feb 17 to 2300Z, Feb 18



Contest Calendar— February page 3

Classic Exchange, Phone	1400Z, Feb 18 to 0800Z, Feb 19 and 1400Z, Feb 20 to 0800Z, Feb 21
Run for the Bacon QRP Contest	0200Z-0400Z, Feb 19
QRP Fox Hunt	0200Z-0330Z, Feb 21
Phone Fray	0230Z-0300Z, Feb 21
CWops Mini-CWT Test	1300Z-1400Z, Feb 21 and 1900Z-2000Z, Feb 21 and 0300Z-0400Z, Feb 22
AGCW Semi-Automatic Key Evening	1900Z-2030Z, Feb 21
RSGB 80m Club Championship, CW	2000Z-2130Z, Feb 22
NCCC RTTY Sprint	0145Z-0215Z, Feb 23
QRP Fox Hunt	0200Z-0330Z, Feb 23
NCCC Sprint	0230Z-0300Z, Feb 23
CQ 160-Meter Contest, SSB	2200Z, Feb 23 to 2200Z, Feb 25
REF Contest, SSB	0600Z, Feb 24 to 1800Z, Feb 25
UBA DX Contest, CW	1300Z, Feb 24 to 1300Z, Feb 25
South Carolina QSO Party	1500Z, Feb 24 to 0159Z, Feb 25
North American QSO Party, RTTY	1800Z, Feb 24 to 0559Z, Feb 25
High Speed Club CW Contest	0900Z-1100Z, Feb 25 and 1500Z-1700Z, Feb 25
SARL Digital Contest	1300Z-1600Z, Feb 25
North Carolina QSO Party	1500Z, Feb 25 to 0059Z, Feb 26
SKCC Sprint	0000Z-0200Z, Feb 28
QRP Fox Hunt	0200Z-0330Z, Feb 28
Phone Fray	0230Z-0300Z, Feb 28
CWops Mini-CWT Test	1300Z-1400Z, Feb 28 and 1900Z-2000Z, Feb 28 and 0300Z-0400Z, Mar 1
UKEICC 80m Contest	2000Z-2100Z, Feb 28



NCCC Membership Information

If you wish to join NCCC, you must fill out an [application for membership](#), which will be read and voted upon at the next monthly meeting.

To join, you must reside within [club territory](#) which is defined as the maximum of:

- Northern California, anything north of the Tehachapi's up to the Oregon border, and
- A part of north-western Nevada (anything within our ARRL 175-mile radius circle centered at 10 miles North of Auburn on Highway 49).

JUG Articles Wanted!

Without your help we cannot reproduce a quality newsletter so please consider submitting a suitable article!

We welcome any and all relevant articles for inclusion in the JUG.

Deadline is 7 days before month end. Preferred format is MS Word, Arial 12 point and pictures should be full resolution. Send your material to Ian, W6TCP at w6tcpian@gmail.com Don't worry about the formatting, we can take care of that if necessary !

Northern California Contest Club Reflector—Guidelines

This reflector is devoted to the discussion of contesting.

This includes contests, station building, dxpeditions, technical questions, contesting questions, amateur radio equipment wants/sales, score posting, amateur radio meetings/conventions, and membership achievements.

This does not include personal attacks, politics, or off-subject posts which will be considered a violation of the Guidelines.

Violations may result in removal of the violator from the reflector and possibly from club membership in good standing.



Find us on Social Media

NCCCKB



HAM RADIO OUTLET

14 STORE BUYING POWER!

ICOM



IC-7600 | All Mode Transceiver

- 100W HF/6m Transceiver, gen cov. receiver • Dual DSP 32 bit • Three roofing filters- 3, 6, 15kHz • 5.8 in WQVGA TFT display • Hi-res real time spectrum scope



IC-7200 | HF Transceiver

- 160-10M • 100W • Simple & tough with IF DSP • AGC Loop Management • Digital IF Filter • Digital Twin PBT • Digital Noise Reduction • Digital Noise Blanker • USB Port for PC Control



IC-7100 | All Mode Transceiver

- HF/50/144/430/440 MHz Multi-band, Multi-mode, IF DSP • D-STAR DV Mode (Digital Voice + Data) • Intuitive Touch Screen Interface • Built-in RTTY Functions



ID-5100A | VHF/UHF Dual Band Digital Transceiver

- Analog FM/D-Star DV Mode • SD Card Slot for Voice & Data Storage • 50W Output on VHF/UHF Bands • Integrated GPS Receiver • AM Airband Dualwatch • FM Analog/DV Repeater List Function

ID-51A | VHF/UHF Dual Band Transceiver

- 5/2.5/1.0/0.5/0.1W Output • RX: 0.52-1.71, 88-174, 380-479 MHz** • AM/FM/FM-N/WFM/DV • 1304 Alphanumeric Memory Chls • Integrated GPS • D-STAR Repeater Directory • IPX7 Submersible



TH-F6A | 2M/220/440

- Dual channel receive • .1 - 1300 MHz (cell blocked) RX • FM, AM, SSB • 5W 2M/220/440 TX, FM • 435 Memories • Li-Ion Battery

KENWOOD



TS-590SG | HF/50MHz Transceiver

- Equipped with 500 Hz/2.7 kHz roofing filter as standard • ALC derived from TS-990S eliminating spike issues • Antenna output function (shared with DRV connector) • CW - morse code decoder function



TM-D710G | 2M/440 Dualband

- V+V/V+U/U+U operation • Built-in GPS • Built-in TNC for APRS & DX-Cluster operation • 50W 2M & UHF • 1,000 memories • Dual receive • Green or amber backlight colors • Latest APRS firmware w/new features • Sky Command II remote functions



TM-V71A | 2M/440 Dualband

- High RF output (50W) • Multiple Scan • Dual receive on same band (VxV, UxU) • Echolink® memory (auto dialer) • Echolink® Sysop mode for node terminal ops • Invertible front panel • Choice of green/amber for LCD panel • 104 code digital code squelch



TM-281A | 2 Mtr Mobile

- 65 Watt • 200 Memories • CTCSS/DCS • Mil-Std specs • Hi-quality audio



FT-60R | 2M/440 5W HT

- Wide receiver coverage • AM air band receive • 1000 memory channels w/alpha labels • Huge LCD display • Rugged die-cast, water resistant case • NOAA severe weather alert with alert scan

YAESU
The radio



FT-991 | HF/50MHz/2M/440 Transceiver

- 160 M-440MHz - SSB/CW/FM/C4FM Digital/AM/RTTY/PSK • 100 W (2M/440: 50 Watts) • 3.5" TFT full-color touch panel operation • High speed spectrum scope • Roofing filters: 3kHz & 15kHz • 32-bit high speed floating point IF DSP



FTDX1200 | 100W HF + 6M Transceiver

- Triple Conversion Receiver With 32-bit Floating Point DSP • 40 MHz 1st IF with selectable 3 kHz, 6kHz & 15 kHz Roofing Filters • Optional FFT-1 Supports AF-FFT Scope, RTTY/PSK31 Encode/Decode, CW Decode/Auto Zero-In • Full Color 4.3" TFT Display



FT-450D | A100W HF + 6M Transceiver

- 100W HF/6M • Auto tuner built-in • DSP built-in • 500 memories • DNR, IF Notch, IF Shift



FTM-400DR | 2M/440 Mobile

- Color display-green, blue, orange, purple, gray • GPS/APRS • Packet 1200/9600 bd ready • Spectrum scope • Bluetooth • MicroSD slot • 500 memory per band



5 Ways to Shop!

- RETAIL LOCATIONS – Store hours 10:00AM - 5:30PM - Closed Sunday
- PHONE – Toll-free phone hours 9:30AM - 5:30PM
- ONLINE – WWW.HAMRADIO.COM
- FAX – All store locations
- MAIL – All store locations

ANAHEIM, CA
(800) 854-6046

OAKLAND, CA
(877) 892-1745

OAKLAND, CA
(877) 892-1745

PORTLAND, OR
(800) 765-4267

PHOENIX, AZ
(800) 559-7388

WOODBRIIDGE, VA
(800) 444-4799

PLANO, TX
(877) 455-8750

BURBANK, CA
(877) 892-1748

SAN DIEGO, CA
(877) 520-9623

NEW CASTLE, DE
(800) 644-4476

DENVER, CO
(800) 444-9476

ATLANTA, GA
(800) 444-7927

SALEM, NH
(800) 444-0047

ONLINE STORE
WWW.HAMRADIO.COM

Contact HRO for promotion details. Toll-free including Hawaii, Alaska and Canada. Call will be routed to the nearest store. All HRO 800-lines can assist you. If the first line you call is busy, you may call another. AZ, CA, CO, GA, VA residents add sales tax. Prices, specifications and descriptions subject to change without notice.

New Store!